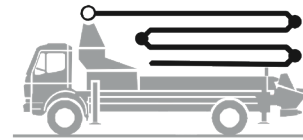


# Truck-mounted concrete pump


# BSF 28-4.11 H

Output up to 160 m<sup>3</sup>/h  
 Delivery pressure up to 130 bar\*



.16 H  
 .15 i LS

**ergonic<sup>®</sup>**  
*inside 3*



Note: Standard version. Dimensions and weights depend on truck, pump model and equipment.  
 Dimensions in mm. Example based on Mercedes Benz Arocs 2636 with a 15 i LS core pump.  
 For illustration only.

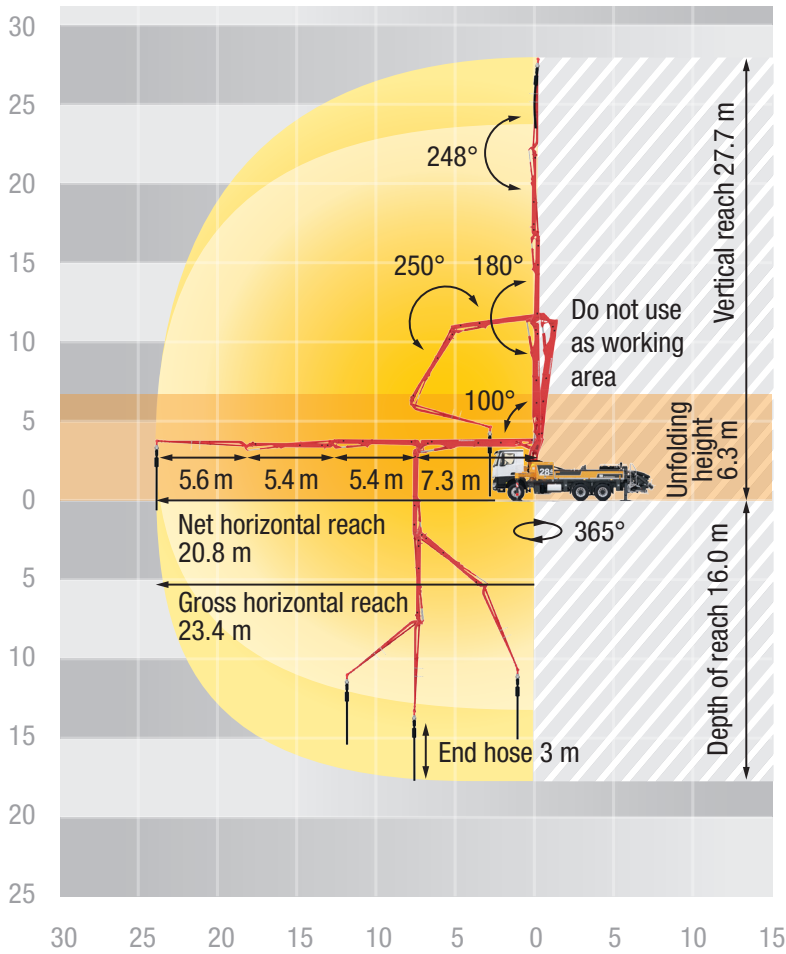
## Technical data

Boom M 28-4		
Sections		4
Reach height	m	27.7
Horizontal reach	gross	m 23.4
	net	m 20.8
Reach depth max.	m	16.0
Unfolding height	m	6.3
End hose length	m	3
Folding system		Z
Delivery line		DN 125

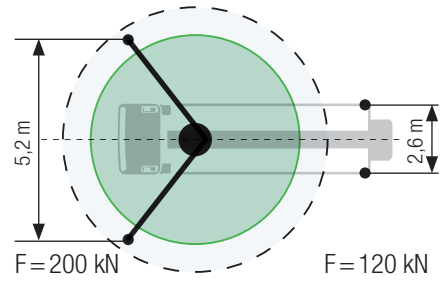
Pump		BSF	.11 H	.16 H	.15 i LS *
Rod side	Output	m <sup>3</sup> /h	-	160	-
	Delivery pressure	bar	-	85	-
	Strokes	1/min.	-	31	-
Piston side	Output	m <sup>3</sup> /h	110	108	150
	Delivery pressure	bar	78	130	85
	Strokes	1/min.	32	21	24
	Delivery cylinder	Ø mm	230	230	250
	Stroke	mm	1400	2100	2100

Delivery line boom max. 85 bar. All data maximum theoretical.  
 \* for CE markets only

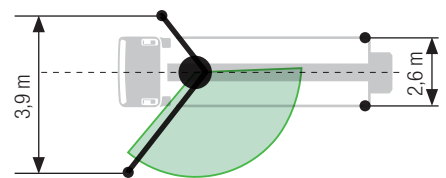
## Reach information diagram, Support



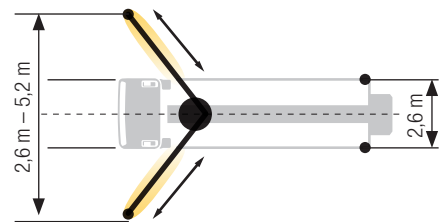
## Standard – Full support



## OSS\*\* – One-side support



## iSC\* – Full-flexible support



Dimensions can differ depending on configuration.  
Support width based on center of support leg.  
Diameter of swivel plate 270 mm.

\*\* for non-CE markets only

\* for CE markets only

## Delivery scope standard equipment

<b>Support</b>	<b>Delivery line</b>	Water pump, 160 l/min 25 bar
Full support system	Deck delivery line in boom delivery line quality	Water tank 700 l
Support plates (4x), in 2 magazines	Delivery line (1-layer)	<b>Safety</b>
Swivel support plates	End hose 3 m DN125	Connections for hydraulic emergency supply (boom)
<b>Lighting</b>	<b>Core pump / Hopper</b>	Guard rail on pedestal
Control box lighting, LED	Agitator rotation automatic, dep. on pump direction	Hand rail right side
Control points lighting, LED	Agitator safety switch off (RFID)	Mushroom button for horn, yellow
Hopper lighting, LED	Central hopper lubrication, electric	Towing eye
Light for illumination pump and water box, LED	Hinged elbow with cleaning port	<b>Control systems</b>
<b>Miscellaneous</b>	Spectacle wear plate DURO 22	EOC 2.0 (Ergonic Output Control)
Container for sponge balls	Splash guard fixed	Ergonic 3
Delivery note box, plastic	Steps left and right, zinc-plated	Ergonic Graphic Display 9,7" incl. Ergonic diagnosis interface
Operating instruction and spare parts manual (1x paper, 1x CD-ROM)	Wash-out port lid with locked slide pin	Radio remote control with display
Paintwork Putzmeister standard	<b>Cleaning</b>	
Side panel right/left foldable	Cleaning hose 8 m+2 m incl. bracket and nozzle	
Tool kit	Connection for water tank filling, both-sided	
	Water outlet on hopper, for small quantities (1/2")	

See quotation for exact serial delivery scope.  
Comprehensive range of options available on request.